

TECHNICAL INFORMATION

Micro-Percussion marking

The principle of micro-percussion marking is based on making indents in the material using a vibrating tool. This technology will not weaken the material to be marked, whatever its thickness may be.
All materials, provided they are not harder than 62 HRC, can be marked (metals, treated or untreated, wood and plastics).

Marking possibilities

- Marking zone: 4"x4"
- Thickness of material to be marked: Up to 12"
- Size of characters: From 0.5 to 80mm (increasing every 0.1mm)
- Available fonts: Standard, point separated, 5x7
- Linear, angular and circular marking
- Special marking (reversed, mirrored, reflected)
- Centering, compressing, italic, character spacing
- Dates and time, batch numbering, logotypes

Environment


- Electricity supply: 115 or 240V as required
- Power: 120W, frequency: between 50 and 60Hz
- Required temperature: from 32 to 113°F
- Marking tools:
 - > **Pneumatic version** : PN12 tool
 - > **Electromagnetic version** : EM11 tool
- Air supply (required for **pneumatic version** only):
 - > Required pressure: 87PSI
 - > Pneumatic link: 1/8" gas female

Physical characteristics

- Dimensions: Length = 17", Width = 11", Height = 30"
- Weight: 64lbs

Accessories available to order


- **Pneumatic marking tools PN12 and PN22**
- Set of feeler gauges
- Foot pedal
- Control panel
- Soundproof nameplate holder
- Magnetic clamping for plates



Distributor



9800 J Southern Pines Blvd. Charlotte. NC 28273
Tel : (704) 525-2050 • Fax : (704) 525-5240



Marking
Traceability
Certification
Identification
Serial Nos
Faultless marking
Health and safety



STAMPING



STAMPING



High performance technology
MICRO-PERCUSSION


P

3000

:

11 NEW ADVANTAGES FOR YOUR BUSINESS

ELECTROMAGNETIC VERSION




The two extras :

11 ONE SOURCE OF ENERGY

The technology of electromagnetic marking requires only one source of energy : electricity. This makes it easy to install the machine and move it from one workshop to another.

10 SILENT

Due to its high technology, the electromagnetic marking tool functions silently and is therefore suited to all working environments.



9 ADJUSTABLE Materials of different thickness

The equipment is capable of marking materials of different thickness from **0 to 12"**.



8 COMPACT AND MOBILE

The small size and light weight of the PRO-PEN 3000 makes installation in the workshop easy. It can be mounted on a simple workbench. The machine can also be moved from one workshop to another by just one person.

7 LOW MAINTENANCE

PRO-PEN is an industrial machine developed with efficiency and productivity in mind. Its robust and reliable mechanism requires little maintenance and the hard wearing marking tool will last a long time.

PNEUMATIC VERSION



1 ECONOMICAL Self contained

Unlike emboss and stamp marking, the technology of micro-percussion requires no additional consumables. It is therefore the most cost effective marking system available on the market whilst ensuring high level of productivity and marking quality.

2 RELIABLE

Due to its ease of use and integrated marking program, PRO-PEN 3000 ensures **faultless** marking.

3 READY TO USE

The machine is delivered with **everything required** for its immediate use. It is easy to install and operate due to its user-friendly technical manual and training video cassette.

4 FAST 1 to 5 characters per second

The marking tool vibrates quickly, from **80 to 300 times** per second, depending on its type. It can mark between 1 and 5 characters per second, depending on the size of the characters and the tool used.

5 ONE SINGLE TOOL FOR ALL YOUR MARKING

The marking tool creates permanent markings which are neat, clear and precise. It is capable of aesthetic and indelible marking on metals and plastics. The one tool marks characters, digits and logos.

6 INDEPENDENT No PC required

Due to its screen, keyboard and integrated software application, PRO-PEN 3000 is **completely independent**. You can use the machine as soon as you switch it on and it does not require an additional computer.